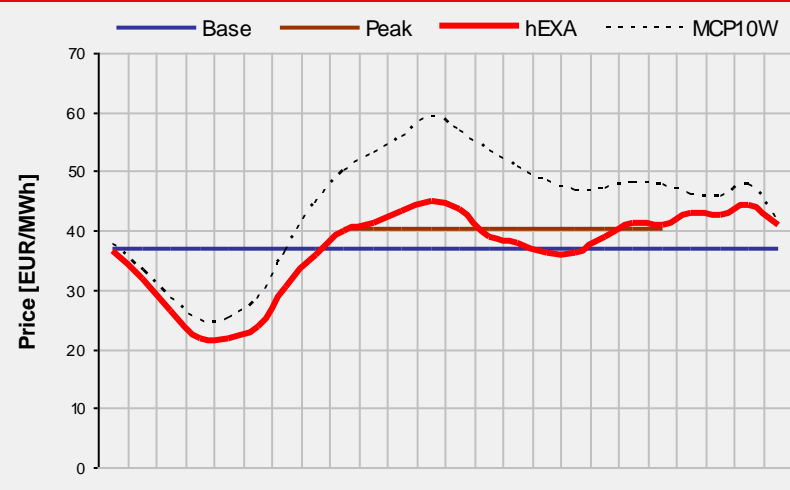


Hourly Price [EUR/MWh] - Delivery day 31.07.2010

| | | | | | | | | | | | | | | | | | | | | | | | |
|-------|-------|-------|-------|-------|-------|-------|-------|-------|-------|-------|-------|-------|-------|-------|-------|-------|-------|-------|-------|-------|-------|-------|-------|
| 1 | 2 | 3 | 4 | 5 | 6 | 7 | 8 | 9 | 10 | 11 | 12 | 13 | 14 | 15 | 16 | 17 | 18 | 19 | 20 | 21 | 22 | 23 | 24 |
| 36.53 | 32.00 | 26.43 | 22.01 | 21.82 | 23.78 | 30.59 | 36.00 | 40.00 | 41.54 | 43.49 | 45.00 | 43.89 | 39.01 | 37.99 | 36.20 | 36.39 | 39.04 | 41.36 | 40.96 | 42.91 | 42.63 | 44.57 | 41.12 |
| ↓ | ↓ | ↓ | ↓ | ↓ | ↓ | ↓ | ↓ | ↓ | ↓ | ↓ | ↓ | ↓ | ↓ | ↓ | ↓ | ↓ | ↓ | ↓ | ↓ | ↓ | ↓ | ↓ | ↑ |

Hourly Product Results



Block Price [EUR/MWh] - Day 31.07.2010

| | | | | | |
|-------------------------|-------|---|-----------------------|-------|---|
| bEXAbase (01-24) | 36.89 | ↓ | bEXApeak (09-20) | 40.41 | ↓ |
| bEXAoffpeak (1-8/21-24) | 33.37 | ↓ | bEXAoffice (09-16) | 40.89 | ↓ |
| bEXAoff1 (01-08) | 28.65 | ↓ | bEXAoff2 (21-24) | 42.81 | ↓ |
| bEXAdream (01-06) | 27.10 | ↓ | bEXAlunch (11-14) | 42.85 | ↓ |
| bEXAteatime (17-20) | 39.44 | ↓ | bEXAearlytwin (09-10) | 40.77 | ↓ |
| bEXAsunrise (05-08) | 28.05 | ↓ | bEXAlatetwin (15-16) | 37.10 | ↓ |
| bEXAmoonl. (01-04) | 29.24 | ↓ | bEXAwakeup (07-08) | 33.30 | ↓ |

Indicies [EUR/MWh] - Past Cal. Week

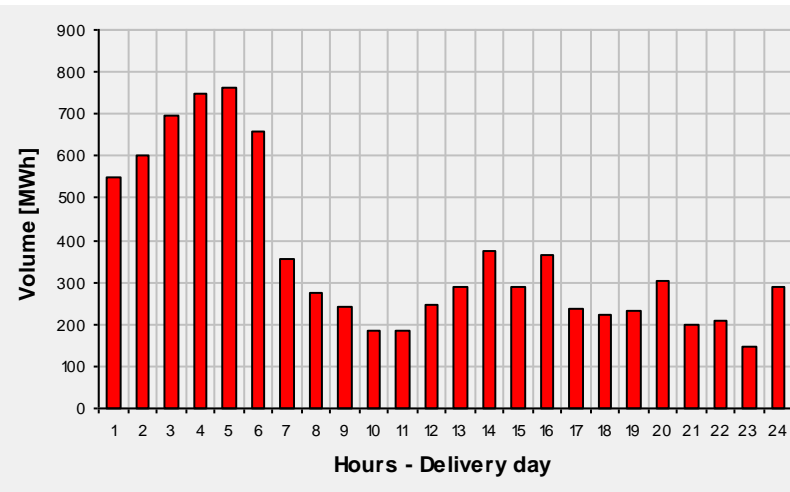
| | | | | | |
|--------------|-------|---|--------------|-------|---|
| EXAbase week | 43.97 | ↓ | EXApeak week | 50.46 | ↓ |
|--------------|-------|---|--------------|-------|---|

Indicies [EUR/MWh] - Past Cal. Month

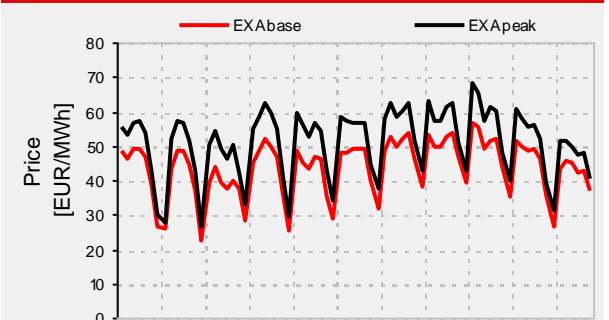
| | | | | | |
|---------------|-------|---|---------------|-------|---|
| EXAbase month | 43.14 | ↑ | EXApeak month | 51.45 | ↑ |
|---------------|-------|---|---------------|-------|---|

Volumes [MWh] - Current / Best

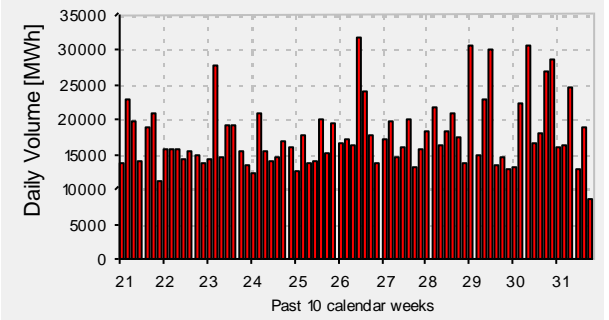
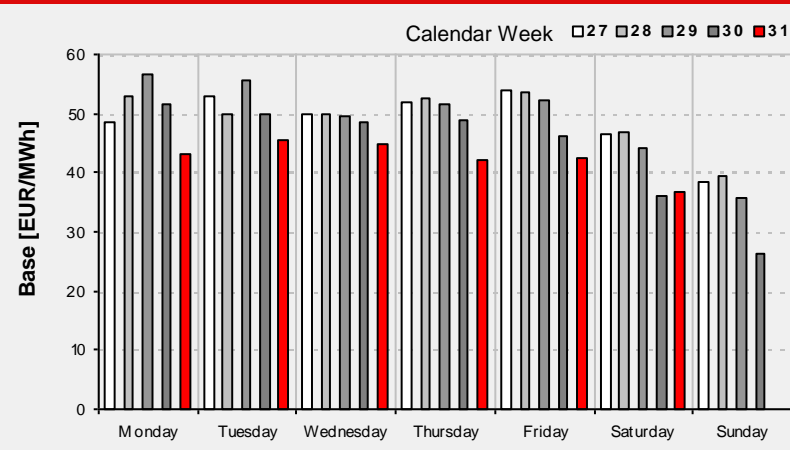
| | | | | | |
|-------|------------|------------|-------|------------|------------|
| Day | 31.07.2010 | 8,667.00 | Day | 24.06.2010 | 31,820.40 |
| Week | 31/10 | 111,945.00 | Week | 30/10 | 156,639.20 |
| Month | July-10 | 585,749.80 | Month | 7/10 | 585,749.80 |



Market Results - Past 10 Cal. Weeks



WeekDay Price Comparison - Past 5 Weeks



Top 4 Daily Volume Results [MWh]

| | | |
|----|------------|-----------|
| 1. | 24.06.2010 | 31,820.40 |
| 2. | 12.07.2010 | 30,657.00 |
| 3. | 21.07.2010 | 30,580.00 |
| 4. | 15.07.2010 | 30,241.30 |

Indices [EUR/MWh] - Min/Max - Past 10 Cal. Weeks

| | | | | | | | |
|-------------|------------|--------|-------------|------------|------------|--------|-------|
| EXAbase Min | 30.05.2010 | 22.61 | EXAbase Max | 12.07.2010 | 56.75 | | |
| EXApeak Min | 30.05.2010 | 26.50 | EXApeak Max | 12.07.2010 | 68.51 | | |
| Hour Min | 31.05.2010 | hEXA04 | 2.13 | Hour Max | 12.07.2010 | hEXA12 | 82.05 |

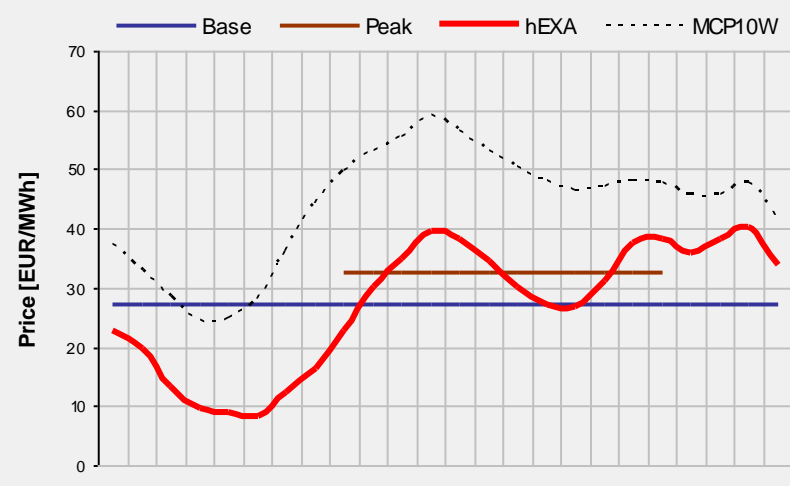
Disclaimer

All information and announcements concerning but not limited to market results, presented by the EXAA Daily Spotlight is owned by the Energy Exchange Austria (EXAA) and serves merely for information purposes. This information does not constitute any advice and should not be interpreted as a solicitation or a recommendation to buy or sell an energy product. EXAA does not assume the responsibility of the completeness or correctness of the information presented by the EXAA Daily Spotlight.

Hourly Price [EUR/MWh] - Delivery day 01.08.2010

| | | | | | | | | | | | | | | | | | | | | | | | |
|-------|-------|-------|------|------|------|-------|-------|-------|-------|-------|-------|-------|-------|-------|-------|-------|-------|-------|-------|-------|-------|-------|-------|
| 1 | 2 | 3 | 4 | 5 | 6 | 7 | 8 | 9 | 10 | 11 | 12 | 13 | 14 | 15 | 16 | 17 | 18 | 19 | 20 | 21 | 22 | 23 | 24 |
| 22.97 | 19.74 | 13.41 | 9.72 | 9.19 | 8.28 | 12.29 | 16.54 | 23.00 | 30.18 | 35.00 | 39.60 | 38.40 | 34.63 | 30.28 | 27.24 | 26.89 | 31.40 | 37.86 | 38.50 | 36.06 | 38.40 | 40.38 | 33.99 |
| ↓ | ↓ | ↓ | ↓ | ↓ | ↓ | ↓ | ↓ | ↓ | ↓ | ↓ | ↓ | ↓ | ↓ | ↓ | ↓ | ↓ | ↓ | ↓ | ↓ | ↓ | ↓ | ↓ | ↓ |

Hourly Product Results



Block Price [EUR/MWh] - Day 01.08.2010

| | | | | | |
|-------------------------|-------|---|-----------------------|-------|---|
| bEXAbase (01-24) | 27.25 | ↓ | bEXApeak (09-20) | 32.75 | ↓ |
| bEXAoffpeak (1-8/21-24) | 21.75 | ↓ | bEXAoffice (09-16) | 32.29 | ↓ |
| bEXAoff1 (01-08) | 14.02 | ↓ | bEXAoff2 (21-24) | 37.21 | ↓ |
| bEXAdream (01-06) | 13.88 | ↓ | bEXAlunch (11-14) | 36.91 | ↓ |
| bEXAteatime (17-20) | 33.66 | ↓ | bEXAearlytwin (09-10) | 26.59 | ↓ |
| bEXAsunrise (05-08) | 11.58 | ↓ | bEXAlatetwin (15-16) | 28.76 | ↓ |
| bEXAmoonl. (01-04) | 16.46 | ↓ | bEXAwakeup (07-08) | 14.42 | ↓ |

Indicies [EUR/MWh] - Past Cal. Week

| | | | | | |
|--------------|-------|---|--------------|-------|---|
| EXAbase week | 43.97 | ↓ | EXApeak week | 50.46 | ↓ |
|--------------|-------|---|--------------|-------|---|

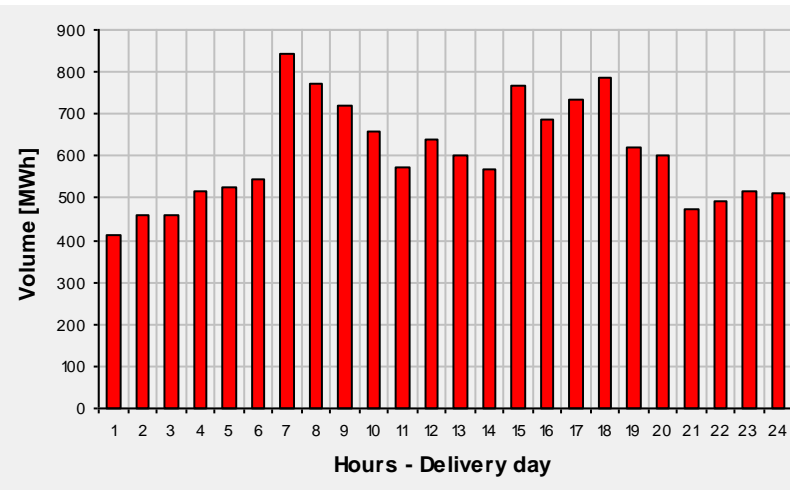
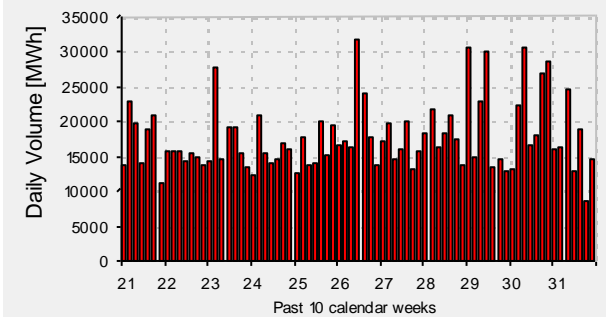
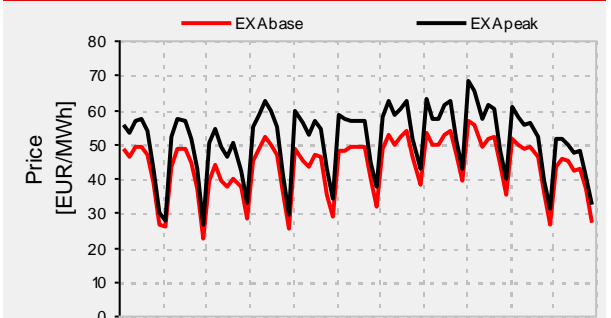
Indicies [EUR/MWh] - Past Cal. Month

| | | | | | |
|---------------|-------|---|---------------|-------|---|
| EXAbase month | 46.61 | ↑ | EXApeak month | 53.46 | ↑ |
|---------------|-------|---|---------------|-------|---|

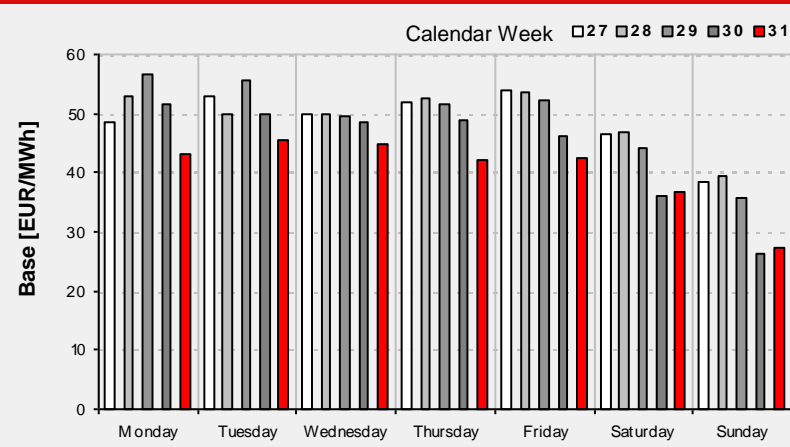
Volumes [MWh] - Current / Best

| | | | | | |
|-------|------------|------------|-------|------------|------------|
| Day | 01.08.2010 | 14,488.00 | Day | 24.06.2010 | 31,820.40 |
| Week | 31/10 | 111,945.00 | Week | 30/10 | 156,639.20 |
| Month | August-10 | 32,949.90 | Month | 7/10 | 585,749.80 |

Market Results - Past 10 Cal. Weeks



WeekDay Price Comparison - Past 5 Weeks



Top 4 Daily Volume Results [MWh]

| | | |
|----|------------|-----------|
| 1. | 24.06.2010 | 31,820.40 |
| 2. | 12.07.2010 | 30,657.00 |
| 3. | 21.07.2010 | 30,580.00 |
| 4. | 15.07.2010 | 30,241.30 |

Indices [EUR/MWh] - Min/Max - Past 10 Cal. Weeks

| | | | | | | | |
|-------------|------------|--------|-------------|------------|------------|--------|-------|
| EXAbase Min | 30.05.2010 | 22.61 | EXAbase Max | 12.07.2010 | 56.75 | | |
| EXApeak Min | 30.05.2010 | 26.50 | EXApeak Max | 12.07.2010 | 68.51 | | |
| Hour Min | 31.05.2010 | hEXA04 | 2.13 | Hour Max | 12.07.2010 | hEXA12 | 82.05 |

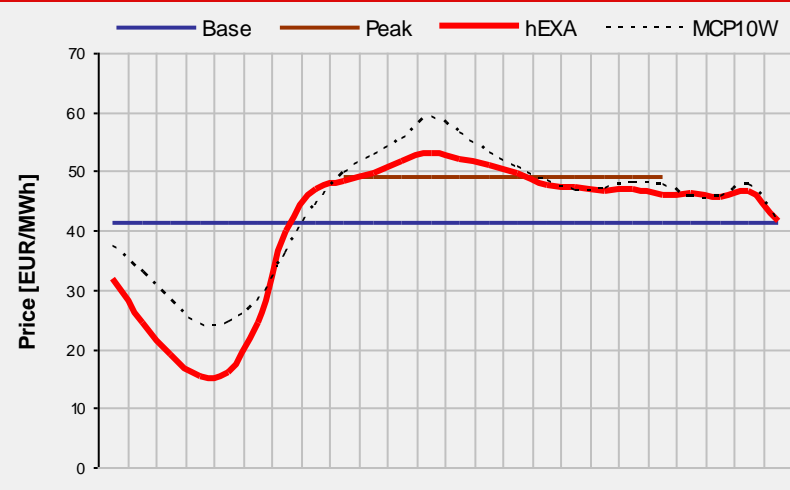
Disclaimer

All information and announcements concerning but not limited to market results, presented by the EXAA Daily Spotlight is owned by the Energy Exchange Austria (EXAA) and serves merely for information purposes. This information does not constitute any advice and should not be interpreted as a solicitation or a recommendation to buy or sell an energy product. EXAA does not assume the responsibility of the completeness or correctness of the information presented by the EXAA Daily Spotlight.

Hourly Price [EUR/MWh] - Delivery day 02.08.2010

| | | | | | | | | | | | | | | | | | | | | | | | |
|-------|-------|-------|-------|-------|-------|-------|-------|-------|-------|-------|-------|-------|-------|-------|-------|-------|-------|-------|-------|-------|-------|-------|-------|
| 1 | 2 | 3 | 4 | 5 | 6 | 7 | 8 | 9 | 10 | 11 | 12 | 13 | 14 | 15 | 16 | 17 | 18 | 19 | 20 | 21 | 22 | 23 | 24 |
| 31.99 | 24.45 | 19.32 | 15.56 | 16.21 | 24.46 | 39.96 | 47.00 | 48.57 | 49.66 | 51.75 | 53.11 | 52.01 | 51.19 | 49.77 | 47.63 | 47.33 | 46.66 | 46.99 | 45.99 | 46.28 | 45.64 | 46.80 | 41.70 |
| ↑ | ↑ | ↑ | ↑ | ↑ | ↑ | ↑ | ↑ | ↑ | ↑ | ↑ | ↑ | ↑ | ↑ | ↑ | ↑ | ↑ | ↑ | ↑ | ↑ | ↑ | ↑ | ↑ | ↑ |

Hourly Product Results



Block Price [EUR/MWh] - Day 02.08.2010

| | | | | | |
|-------------------------|-------|---|-----------------------|-------|---|
| bEXAbase (01-24) | 41.25 | ↑ | bEXApeak (09-20) | 49.22 | ↑ |
| bEXAoffpeak (1-8/21-24) | 33.28 | ↑ | bEXAoffice (09-16) | 50.46 | ↑ |
| bEXAoff1 (01-08) | 27.37 | ↑ | bEXAoff2 (21-24) | 45.11 | ↑ |
| bEXAdream (01-06) | 22.00 | ↑ | bEXAlunch (11-14) | 52.02 | ↑ |
| bEXAteatime (17-20) | 46.74 | ↑ | bEXAearlytwin (09-10) | 49.11 | ↑ |
| bEXAsunrise (05-08) | 31.91 | ↑ | bEXAlatetwin (15-16) | 48.70 | ↑ |
| bEXAmoonl. (01-04) | 22.83 | ↑ | bEXAwakeup (07-08) | 43.48 | ↑ |

Indices [EUR/MWh] - Past Cal. Week

| | | | | | |
|--------------|-------|---|--------------|-------|---|
| EXAbase week | 40.39 | ↓ | EXApeak week | 46.01 | ↓ |
|--------------|-------|---|--------------|-------|---|

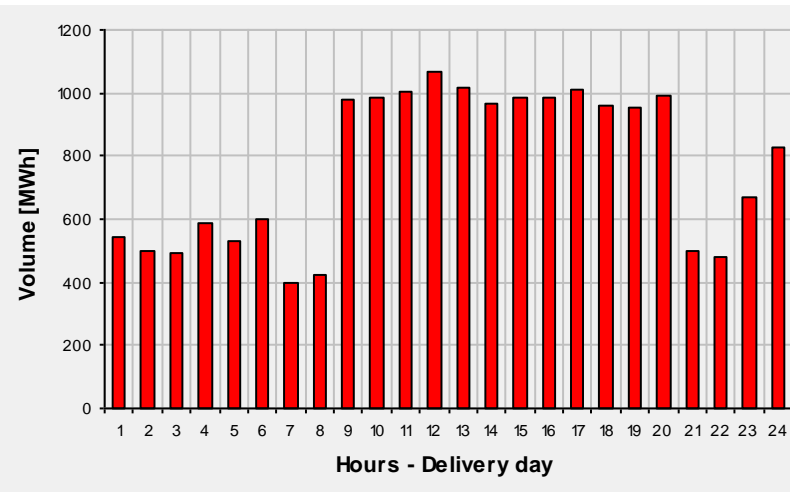
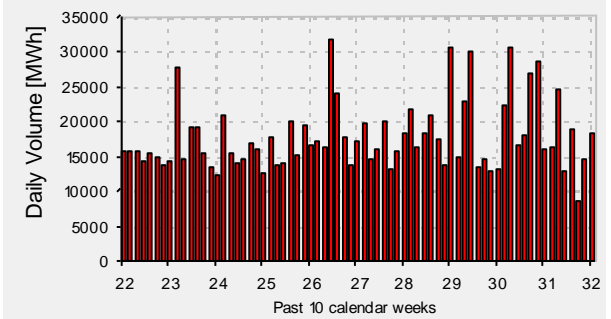
Indices [EUR/MWh] - Past Cal. Month

| | | | | | |
|---------------|-------|---|---------------|-------|---|
| EXAbase month | 46.61 | ↑ | EXApeak month | 53.46 | ↑ |
|---------------|-------|---|---------------|-------|---|

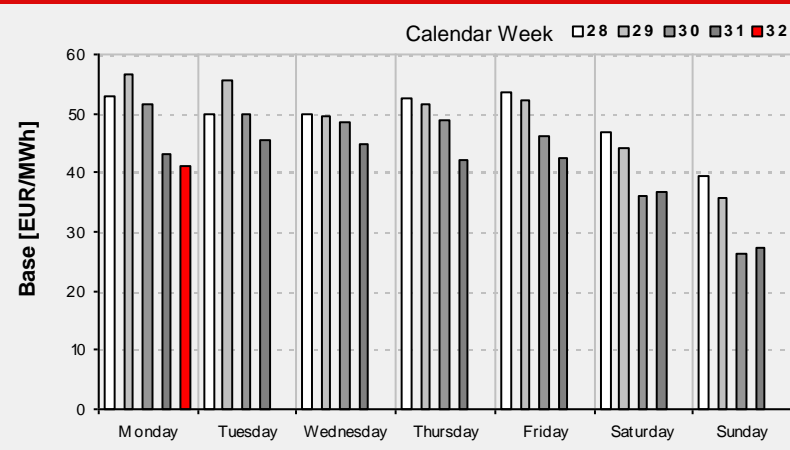
Volumes [MWh] - Current / Best

| | | | | | |
|-------|------------|-----------|-------|------------|------------|
| Day | 02.08.2010 | 18,461.90 | Day | 24.06.2010 | 31,820.40 |
| Week | 32/10 | 18,461.90 | Week | 30/10 | 156,639.20 |
| Month | August-10 | 32,949.90 | Month | 7/10 | 585,749.80 |

Market Results - Past 10 Cal. Weeks



WeekDay Price Comparison - Past 5 Weeks



Top 4 Daily Volume Results [MWh]

| | | |
|----|------------|-----------|
| 1. | 24.06.2010 | 31,820.40 |
| 2. | 12.07.2010 | 30,657.00 |
| 3. | 21.07.2010 | 30,580.00 |
| 4. | 15.07.2010 | 30,241.30 |

Indices [EUR/MWh] - Min/Max - Past 10 Cal. Weeks

| | | | | | | | |
|-------------|------------|--------|-------------|------------|------------|--------|-------|
| EXAbase Min | 30.05.2010 | 22.61 | EXAbase Max | 12.07.2010 | 56.75 | | |
| EXApeak Min | 30.05.2010 | 26.50 | EXApeak Max | 12.07.2010 | 68.51 | | |
| Hour Min | 31.05.2010 | hEXA04 | 2.13 | Hour Max | 12.07.2010 | hEXA12 | 82.05 |

Disclaimer

All information and announcements concerning but not limited to market results, presented by the EXAA Daily Spotlight is owned by the Energy Exchange Austria (EXAA) and serves merely for information purposes. This information does not constitute any advice and should not be interpreted as a solicitation or a recommendation to buy or sell an energy product. EXAA does not assume the responsibility of the completeness or correctness of the information presented by the EXAA Daily Spotlight.